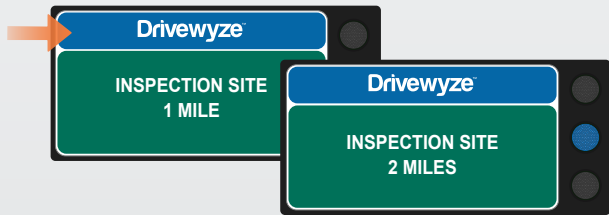


How it Works:

1 Drivewyze Bypass Sites

More than 600 sites are participating in the Drivewyze Bypass Program

You will receive **2-mile** and **1-mile** heads up notifications, indicated by a blue banner.



At these Drivewyze sites you will receive **one** of **three** instructions:

(After the 1-mile and 2-mile notifications)



Bypass Granted
You may bypass the site



Bypass Not Granted
Pull into site, unless closed



Follow Road Signs
Bypass instruction on electronic sign boards


2 Non-Drivewyze Sites

Sites not participating in the Drivewyze Program, give the following notifications:

2-mile and **1-mile** notification with no blue banner:

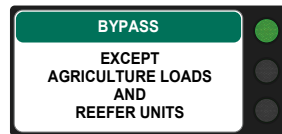


You will then get an instruction to **follow road signs**:



3 Florida Ag Inspection Station

If your fleet has opted into the Florida Ag bypass program, you may receive a conditional bypass.



Bypass unless you are hauling: refrigerated loads agriculture, aquaculture, horticulture, or livestock.

4 Transponder Instruction

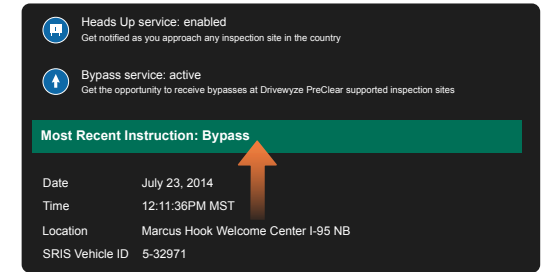
If you are using a bypass transponder supported by the site, you will receive an instruction to refer to the command given on your transponder.

You will receive an instruction **follow transponder**:



5 Recall Last Notification

If you are ever requested to show your most recent Drivewyze instruction, simply tap on the Drivewyze logo on your home screen.



Safety

Drivers must always follow safe driver practices and never follow in cab signals if doing so poses a risk to safe driving.

Always be prepared to report to inspection sites; this includes moving safely into the lane nearest the eventual weigh station exit. If a driving instruction is delayed, always choose to pull-in safely rather than wait for an instruction.

Privacy

Bypass requests only submit license plate, VIN, and USDOT. Driver information is NOT shared. Bypass events logs are not certified for speed enforcement and cannot be used to issue speeding tickets.

Additional Questions/Support